

Cosméto Scientifique

1340, Saint-Germain
Ville Saint-Laurent
Quebec, H4L 3S6

Dans ce numéro—In this issue

Mot de l'éditeur / Editor's note 2
Par / By Nathalie Rakotondrzafy

Mot du Président / Chair's note 3
Par / By Eric Ittah

Article scientifique / 4-8;
Scientific article: « Make-up 14-16
Powders Preservation and Water
Activity »

Questions-Reponses 10
Microbiologie / Microbiology
Questions -Answers

Événements à venir 12
Upcoming events

Souper-Conférence, 3 avril, 2007 22
Dinner-Conference, 2007 Apr. 3rd

Souper & Conférence / Dinner & Conference

Hilton Dorval Hotel

3 avril 2007 April 3rd

Conférence

OPTIMISATION DE LA CONSERVATION & ANALYSE DES FACTEURS DE RISQUE

(voir questions page centrale)

PRESERVATIVE OPTIMIZATION & RISK FACTOR ANALYSIS

(see questions in central page)

Par / By

Steven Schnittger

Executive Director—Microbiology R&D

Estée Lauder Inc.



Mot de l'Éditeur...

Installée depuis cinq ans à Montréal et titulaire d'un doctorat en Chimie Organique, j'ai d'abord travaillé dans des laboratoires d'analyses pharmaceutiques avant de rejoindre les Laboratoires Dermo-cosmetik / GM Collin en qualité de Directrice



de laboratoire en charge des départements de AQ/CQ, Évaluations Cliniques et améliorations des formules en R&D.

Depuis mon arrivée au Québec, j'ai assisté à plusieurs conférences organisées par la SCC, une jeune association dynamique à fort potentiel de développement.

Cette année, j'ai accepté de m'impliquer dans le Comité en tant que secrétaire—éditrice.

Mon engagement est de m'assurer que les informations arrivent à temps auprès de tous nos membres et supporteurs. Avant chaque conférence, vous recevrez le bulletin listant notamment les dates importantes à réserver pour les événements de la SCC.

La prochaine conférence sur les Conservateurs sera un must absolu. Dans les **pages centrales** du bulletin sont listées des questions spécifiques auxquelles répondra volontiers notre conférencier.

Merci,
Éditeur, SCC Québec

"The first step towards knowledge is to know that we are ignorant"
Prime Minister Benjamin Disraeli (1804-81)

Thank you,
Nathalie Rakotondrazafy
Éditeur, SCC Québec

Editor's note...

Installed in Montreal for five years and having a *Ph.D.* in Organic Chemistry, I have worked first in pharmaceutical analytical Laboratories before joining Laboratoires Dermo-Cosmetik / GM Collin as Lab Director in charge of QA/QC, Clinical Evaluation and formulas improvement

in R&D.

During this time I have attended several conferences organized by the SCC Quebec chapter and have found it to be a young and dynamic association with endless potential for growth.

I have agreed to participate in the Committee and for this year I will be the Secretary—Editor.

I will be committed to ensure that all the members and our supporters get the information on time. Before each conference, you will receive a bulletin, explaining the important dates that you should reserve to attend SCC programs.

The upcoming conference on Preservatives is an absolute must. This time we have asked specific questions in the **center page** of this bulletin. The speaker will clear all of these issues.

COMITÉ EXÉCUTIF 2007

Éditeur Editor	Tel: 514 735 7744 ext 741 Fax: 514 735 2461	nratondrazafy@gmcollin.com
Secrétaire Secretary	Tel: 514 735 7744 ext 741 Fax: 514 735 2461	nratondrazafy@gmcollin.com
Trésorier Treasurer	Tel: 514 343 0001 Fax: 514 343 9996	efiquet@evalulab.com
Vice-Trésorier Treasurer Elect	Tel: 450 649 2357	scc_lapolicemelanie@yahoo.ca



Mot du Président...

Dear members,

It was really pleasant to see the large turn out at the last conference on Natural Products. Since the year 2007 started with great promise we hope that your continued support will propagate us to newer heights. Since the SCC calendar is measured by our Social events, we all realize that time flies and we are on the threshold of our 2nd conference and our semi annual golf tournament.

Please read the center page of the bulletin to see details of the upcoming conference, which seems to be a must for everyone. The formulating chemist in the role of optimization of preservatives, the QC chemist, to learn how to read Microbiology reports. We all know that microbes are a fact of life and at any given moment there are at least 6 million on our skin. But as a chemist and decision maker, when should we panic. Steven Schnittger VP/R&D Microbiology for Estee Lauder will be here on the 3rd of April to clear this for us.

Here in Montreal the week of 26th March are the IFSCC Praesidium members, here to decide the various issues concerning the International Federation of the Societies of Cosmetic Chemists including the upcoming IFSCC conference, to be hosted in Amsterdam in September. The Federation was created to give each society the

Chair's note...



opportunity to communicate to the international community of Federation members information on its activities, seminars, education courses and

news. For our part the SCC Quebec comity will entertain the Praesidium members with a tour of Montreal followed by dinner and show at the Montreal Casino. The event is sponsored by SCC/New York.

Wishing you the best,

Eric Ittah

Président, SCC Québec

Chair, Quebec SCC



évalu lab

SPF, hydration, profilometry, elasticity, sensory evaluations, consumers acceptance, irritation...

Tests d'objectivation
Substantiation tests

Tél : (514) 343-0001
www.evalulab.com
info@evalulab.com

2007 EXECUTIVE COMMITTEE

Président Chair	Tel: 514 631 8580 ext 23 Fax: 514 631 5007	eittah@ctc.ca
Vice-President Chair Elect	Tel: 514 735 7744 ext 727 Fax: 514 735 2461	melkurdi@gmcollin.com
Président sortant Past Chair	Tel: 450 449 6383 Fax: 450 449 5280	nicolas.munoz@multichem.ca
Responsable d'événements Events Coordinator	Tel: 514 364 1551 Fax: 514 364 2054	dminas@globellecosmetics.com



Makeup Powders Preservation and Water Activity

Valerie Vignier, Anne-Marie Mounier and Veronique Heidet-Hommeau

Laboratoire de Biologie Vegetale Yves Rocher, Issy les Moulineaux cedex, France

Bernard Cahagnier

Expert en Microbiologie, Nantes, France

One of the problems still facing the cosmetic industry is microbiological pollution and its various consequences. For the manufacturer, contamination alters a product's organoleptic and physicochemical characteristics and degrades its active ingredients, which leads to a refusal of the product. For the consumer, the application of a product contaminated by a pathogenic microorganism could result in infections, or at least could alter the balance of the skin/mucous membrane, our first barrier against infection.

Contamination may derive from a variety of sources: the raw materials, the manufacturing process, storage, packaging or use. To ensure that the microbiological quality remains good from manufacture to utilization, most products are preserved by the addition of antimicrobial agents.

Regulations and changes in safety requirements in cosmetology promote optimization of preservatives added to formulas, but for very specific formulations such as makeup powders the principal difficulties are encountered when evaluating the efficacy of these preservatives. In order to optimize the preservation system, the aims of this study were to evaluate the microbiological risk of makeup powders in terms of specific forms of microorganisms adapted to makeup powders. Thus for test microorganisms we chose *Bacillus* spores and mold spores, and not *Staphylococci* and Gram negative bacteria that rarely or practically never are found in powders.

The concept of Water Activity

In the analysis of microbiological risk, we considered water to be a fundamental parameter. Moisture content quantitatively characterizes the hydration in a product, but alone is not enough to account for the availability of the water. Therefore we use the concept of thermodynamic water activity to express the availability of water for microbial growth in a product.

This concept was introduced by Lewis¹, who seems to have been the first to speak of the "activity of water", universally abbreviated as A_w (or a_w). To illustrate the concept, consider a heterogeneous product containing several parts. In the presence of an atmosphere, water migrates, possibly with endo- or exothermic effects: some parts hydrate, others dry; water vapor diffuses to the atmosphere or inversely gives up water to the product. After a certain time (sometimes several hours) a thermodynamic equilibrium is established in the system, characterized by three conditions:

- The temperature is identical at all points.
- The "chemical potential" of any constituent, and notably of water, is identical in each part. In the case of water, this chemical potential in fact represents the change in enthalpy needed to transform one mole of water from free-vapor state to the bound state in the substance.
- There is a certain partial pressure (p) of water vapor in atmosphere in equilibrium with the product. By definition, above pure water (the reference state) this pressure is equal to the saturation vapor pressure (p') where the relative humidity is equal to 100% and the A_w of

the atmosphere above pure water is 1.0

Thermodynamics allows us to establish ratios between absolute values (which we can't measure) and reference values (which we can measure). Thus, we can obtain the "relative activity" as a ratio of the actual chemical potential of any ingredient to the reference chemical potential of that ingredient. Similarly, the "relative pressure" is a ratio of the actual pressure of any ingredient to the reference pressure of that ingredient. In the case of water, the first ratio is called the "water activity" (A_w) and the second ratio is called the "relative humidity" (RH).

Although vapor is not a perfect gas, we can with only a small error (on the order of 0.2%) state the following equivalence:

$$A_w = \text{RH}\% \div 100 = p \div p'$$

Confusion has therefore often arisen because although there is a numerical equivalence, the two concepts are physically different. A_w is in fact the chemical potential of the water in the substance (i.e., the free energy). RH is a ratio of two pressures in a gas.

It is vital to understand that the A_w equivalence only holds if there is thermodynamic equilibrium between the product and the atmosphere. Without this equilibrium (the product is drying, for instance), this equality is meaningless. Also, the term A_w is meaningful only if the product is aqueous or has a water-continuous phase (i.e., an o/w emulsion). For powders, this condition is not initially fulfilled but if products pick up moisture from air during storage and use, a water-continuous system

may appear at the surface.

Microbiological risks are directly related to A_w . Microbial behavior differs greatly depending on the water's availability (Table 1)^{2,3}. In this kind of product, risks may be different over time, because A_w measurements could change during storage or use (as a result of drying or picking up moisture).

Water Activity and Water Content

The molecular interactions between water and the product constituents (principally hydrogen bonds between water molecules and polar radicals of proteins, carbohydrates and lipids) are expressed macroscopically by a relation of thermodynamic equilibrium that graphically reflects the sorption-desorption isotherm (Figure 1).

The generally sigmoid sorption isotherms depict relations obtaining at thermodynamic equilibrium between moisture content and the equilibrium relative humidity (ERH) of the surrounding air, or the A_w of this product.

The nonlinearity of the sorption isotherm reflects the successive phases through which the product gradually passes as it is hydrated. For low A_w values (A in Figure 1), the first water fractions are strongly bound to the macromolecules of substrate and are unavailable for reactions that use water as the reagent or diffusion medium. In the median part of the curve (A to C in Figure 1), the A_w and the moisture content change in parallel. Some scientists consider that in this area, successive layers of water molecules (hydrogen bonds) pile up on the monolayer formed at the start of hydration.

However, moisture content increases faster than A_w in the area (C to B in Figure 1) where the sorption isotherm straightens. In this part of the curve the water is progressively bound weakly to the substrate (osmotic phenomena, capillarity and other factors) and is therefore more available for certain biochemical or microbiological reactions. Such "solvent" water is absolutely necessary for the growth of microorganisms.

Considering the shape of the sorption isotherm, it is therefore relatively easy to predict at which water content values a given product will be host to microbial growth. Following work by Scott⁴, the thermodynamic concept of water activity has been used by microbiologists to describe microbial behavior as a function of hydration.

.../...

Table 1. Limiting Aw for growth of microorganisms at optimal temperature

Species	Minimum at growth
Most bacteria	>0.95
<i>Bacillus cereus</i>	0.93
<i>Bacillus subtilis</i>	0.99
<i>Clostridium botulinum</i>	0.94
<i>Pseudomonas spp.</i>	0.95
<i>Lactobacillus spp.</i>	0.88
Most yeasts	>0.85
<i>Debaryomyces hansenii</i>	0.83
<i>Saccharomyces bailii</i>	0.80
<i>Saccharomyces rouxii</i>	0.62
Most molds	>0.78
<i>Aspergillus flavus</i>	0.78
<i>Aspergillus niger</i>	0.75
<i>Penicillium aurentiogriseum</i>	0.81
<i>Penicillium veridicatum</i>	0.81
<i>Monascus bisporus.</i>	0.61

Table 2. Theoretical ERH values at 25°C for the saturated salt solutions used in this study

Salt	ERH (%)
(NH ₄) ₂ SO ₄	80
KCl	85
BaCl ₂	90
K ₂ SO ₄	98

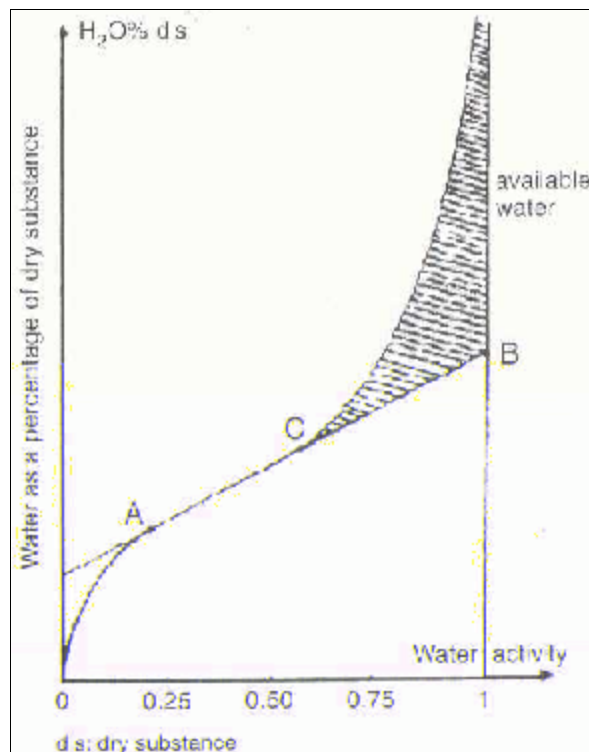


Figure 1. Sorption-desorption isotherm for a generic material. With increasing water activity and water as a percentage of dry substance, water becomes weakly bound and available as a diffusion medium. A = strongly bound water amount B = Non-solvent water maximum amount C = Critical point of solvent water appearance

Formula 1. A general formula and specific raw materials for the powders used in this study

General formula	Raw materials used in this study	Amount % (w/w)
Talc and/or mineral	Hydrous magnesium silicate (3MgO,4SiO ₂ ,H ₂ O)	50-80
Pigment	Yellow iron oxide (CI77492); hydrated ferric oxide FeO(OH)nH ₂ O Red iron oxide (CI77481); ferric oxide Fe ₂ O ₃ Black iron oxide (CI77499); mixture of ferrous and ferric oxides Titanium oxide (CI77891); titanium dioxide (TiO ₂)	5-30
Fat binder		2-10
Preservatives		0-0.8

Materials

Substrate: The production of the makeup powders used in this study was subcontracted, and the powder composition cannot be detailed for reasons of confidentiality. The powder referenced as “FA” is a formulation without preservative manufactured at our request and is not available commercially. The powder referenced as “F2” contains preservative and is commercially available.

Nonetheless, we consider it is important to give the general formula of these powders (Formula 1). This formula shows the specific main ingredients of the makeup powders tested in the study⁵. We chose conventional formulas that represent most of our references. Powders with a high oil (binders) or wax content were excluded from the study.

Culture media: Tryptic soy agar^a was used to preserve, grow and enumerate bacterial strains. Sabouraud dextrose agar^b was used to preserve, grow and enumerate molds. Yeast glucose chloramphenicol agar^c was used to enumerate mold strains by inclusion.

Malt extract agar was used to harvest mold spores. One liter of this agar medium contains 40g of malt agar^d and 3g of soytone^e. One liter of the broth used to obtain *Bacillus* spores contained 5g of tryptone^f and 2g of glucose^g.

We used neutralizing polyvalent diluent for microbial enumeration of products after inoculation. One liter of the neutralizing polyvalent diluent contains 30g of polysorbate 80^h added to 28g of lethin polysorbate thiosulfate (LPT) foundation broth^k.

Microorganisms

The microorganisms detectable in this type of product are molds or sporulating bacteria. We decided to work with mold spores and *Bacillus* spores. We chose xerophilic molds known to be sporulating:

Penicillium aurentiogriseum IP 1231.80

Aspergillus niger IP 1431.83

Aspergillus ochraceus no.933677

The first two were from the national collection of cultured microorganisms of the Institut Pasteur de Paris and were kept frozen at -80°C , according to the laboratory's procedures (established following AFNOR standards). The third (*A. ochraceus*) came from the mold collection of the Museum d'Histoire Naturelle de Paris and was kept cold ($+5^{\circ}\text{C}\pm 2^{\circ}\text{C}$) by successive subcultures on agar medium.

For the bacteria, we chose to work with spores of *Bacillus subtilis* CIP52.62, a strain also coming from the collection of the Institut Pasteur de Paris.

Equipment: Water activity was measured using an instrument^l that was designed for the determination of the ERH above the product, at a constant adjustable temperature. The instrument consists of a controlled temperature chamber and a measurement device fitted with a probe using a mixture of electrolytes of several salts. The probe is used to measure products samples such as powders, granulates, pastes and liquids. The instrument is calibrated using six saturated salt solutions of ERH between 11% and 98%.

For some tests at 85% ERH, we used a climatic chamber^m designed to study the influence of temperature and humidity. The control panel displays the recommended and actual values of the temperature and the percentage relative humidity.

Surface inoculations were done with a spiral platerⁿ to be used with pre-poured Petri plates. A microprocessor drives a syringe, with logarithmically distributes a volume of 50 μl . A distribution tip applies the sample in decreasing amounts as it moves from the center to the periphery of the plate. This application system enables enumerations of suspensions of microorganisms containing between 4×10^2 and 4×10^5 CFU/ml.

.../...

Methods

Equilibrium Relative Humidity: The different ERH chosen were maintained using the saturated salt solutions in Table 2 (see pp.6)⁶. The solutions were prepared by adding sterile distilled water. The mixture was stabilized at 30°C. Surplus water was discarded to leave just the “slurry”.

Preparation of inocula of *Bacillus* spores: We deemed it very important to preserve the integrity of the product during the evaluation of the efficacy of the preservatives. For this reason, we used anhydrous inocula in the form of spores to contaminate products during the study.


After 7 to 10 days of incubation at 30°C±2°C, the broths containing the *Bacillus* spores were centrifuged twice at 3500rpm for 3 minutes, with a distilled water washing between each centrifugation.

The centrifuge tubes were immersed in a 100°C water bath for 8 minutes and then in melting ice for 2 minutes. Two centrifugations at 3500rpm for 3 minutes were then performed, with a wash in distilled water in between. The pellets were collected in sterile talc and dried overnight at 40°C±2°C, then mixed with decontaminated talc. After enumeration and adjustment with sterile talc to obtain an inoculum of 10⁴ to 10⁵ spores, this contaminated talc was used as inoculum for the tests.

Preparation of inocula of mold spores: Again, to preserve the integrity of the product during evaluation of the preservative efficacy, we used anhydrous inocula in the form of spores.

The molds were inoculated on the surface of a Petri plate containing malt agar and were incubated for six days at 25°C±2°C. Sterile glass beads 3mm in diameter were placed on the surface of the subcultures. Depending on the mold tested, a bead represented an inoculum of 10⁴ to 10⁵ spores. These spore-coated beads were used as inoculum for the tests.

Protocol: After seeding, the powders were added to the sterile Petri plates, which were then stored either in sealed chambers containing saturating salt solutions or left in the ambient atmosphere whose ERH was measured as about 50%. All tests were performed at room temperature (approximately 20-25°C).



Amino Acids: Natural Solutions in the Science of Personal Care

*Discover our extensive line of
amino acid-derived surfactants,
humectants and functional powders
for personal care products.*

AJINOMOTO.

Canadian Distributor:
L.V. Lomas Limited
Call Janice Cukier at 416-889-4782

Ajinomoto U.S.A., Inc.
www.ajlchem.com

^a T.C.S. Biomerieux reference, Craponne, France

^b S.D.A. Difco reference 210950, Difco, Becton Dickinson France, Le pont de Claix, France

^c Y.G.C. Biomerieux reference 42600

^d Difco reference 0024-17-3

^e Difco reference 0436-175

^f Difco reference 0123-17

^g Merck reference 24 370.294. Merck, Briare le canal, France

^h Merck reference 8.22187.2500

^k AES reference AEB 140562, AES, Combours, France

^l Thermoconstanter TH200; model RTD200, Novacina, Pfaffikon, Switzerland

^m VC0020 climatic chamber, Votsch, Balinger, Germany

ⁿ WASP spiral plater, AES, Combours, France

Sampling was scheduled at times t0, t+7days, t+14d, t+28d and t+60d (for certain tests, samples were also collected after 6 months and 1 year of contact). At each sampling, 1g of product was diluted tenfold in a validated neutralizing diluent. After 30 minutes of contact, the microorganisms were enumerated by inclusion in trypticase soy agar or yeast glucose chloramphenicol agar and by surface seeding of pre-poured Petri plates. The incubation was done at 30°C±2°C for the bacteria for 72 hours for the enumeration by inclusion and for 24 to 48 hours for the surface enumerations. For the mold spores, the incubation at 25°C±2°C was conducted for 5 days for the enumerations by inclusion and for 48 hours for the surface enumerations. The results were expressed as X (log10 CFU/g).

Results and Discussion

Aw of powders: We first examined some commercial products (free or compact powders) whose Aw ranged from 0.25 to 0.35. These values are well below the values shown in table 1 as the threshold of growth for various microorganisms.

Evolution of Aw values during storage of powders and different constituents at 98% ERH: After 1 month-and for some products after 4 or 6 months-we determined the Aw values of free powders, compact powders and their principal components (shown in Table 3, see pp.14) when stored at high ERH (98%). The aim of the test was not to precisely define the minimal time to reach fixed values (may be shorter) but only to establish the maximal values reached after an overtime storage, and also check stability of data by new measurements after 4 or 6 months.

After 60 days of contact, the Aw values of the powders were essentially identical irrespective of their texture. The increased surface contact in the free powders versus compact powders did not affect the fact that maximal value of Aw is reached in approximately 1 month.

.../...pp14

Grâce au nouveau RetiSTAR^{MD}
de BASF
Vos désirs deviennent réalité

Vous désirez une peau plus jeune

Pour la femme qui souhaite une peau plus douce, plus jeune, les produits contenant du rétinol stabilisé RetiSTAR de BASF sont très efficaces.

Vous désirez une plus grande flexibilité de transformation

Pour l'usine de formulation, le nouveau RetiSTAR de BASF élimine le besoin d'utiliser un gaz inerte, ce qui signifie une plus grande stabilité, une plus grande flexibilité de transformation et des réductions de coûts plus importantes.

Vous désirez incorporer facilement le rétinol dans les produits pour les soins de la peau

Pour le directeur de produit qui recherche un avantage concurrentiel sur le marché, RetiSTAR de BASF est une dispersion d'huile qui coule facilement et se distribue rapidement dans les préparations, permettant l'incorporation de rétinol dans les produits.

RetiSTAR de BASF offre

- Rendement
- Coûts réduits
- Efficacité de transformation
- Plus grande flexibilité

Pour plus de renseignements sur RetiSTAR^{MD}, communiquez dès aujourd'hui avec BASF Canada.
1 800 267-2340 Courriel : basf_canada_h-n@basf.com
www.cosmetic.basf.com

Au Québec, communiquez avec votre représentant BASF, Robert Salagan de Cer-Can, au 1 514 630-0030

POUR LA FABRICATION DE MEILLEURS PRODUITS^{MD}

BASF

1. La méthode USP pour l'évaluation de l'efficacité antimicrobienne (**challenge-test**) est souvent perçue comme un test facile à passer. Quel est votre point de vue?
2. La Direction des produits thérapeutiques (DPT) a-t-elle statué sur les méthodes alternatives et plus rapides pour l'évaluation de la **qualité microbiologique** des produits. Quelles sont les méthodes acceptées et/ou reconnues par la DPT et/ou la FDA?
3. Comment expliquer une contamination en production (analyses microbiologiques régulières hors normes) alors que le **challenge-test** fait sur le produit est conforme (compte < 10 à 7 jours pour les 3 pathogènes *P. aeruginosa*, *S. aureus*, *E. coli* et levures & moisissures), les BPF étant respectées?
4. Quelle différence entre un **challenge-test** USP qui coute 160\$ et un à 400 ou 600\$, bien que ces laboratoires soient tous certifiés par Santé Canada?
5. Pourquoi refaire un **challenge-test** après 6, 12 ou 18 mois? Et si le challenge-test à ces intervalles de temps ne passe pas, que faire alors que le produit est déjà sur le marché?
6. Que faire si après 6 mois l'analyse microbiologique régulière passe et non le **challenge-test**?
7. Si le budget est limité a un seul **test microbiologique** par produit, quelle serait l'analyse la plus représentative du lot de production: celle du vrac ou celle du produit fini après remplissage?
8. **Analyse de l'air**: comment la faire et quelles sont les normes (USP / CTFA)? Que peut-on faire en cas de décompte de levures, moisissures ou pathogènes? Quelle méthode de désinfection utiliser pour l'air en zone de production (méthode de fumigation au formaldéhyde ou glutaraldehyde interdite)?
9. **Hygiène—Non hygiène**: quelles sont les normes en zone de production: salles de pesée, de fabrication, de conditionnement, ...
10. **Analyse de l'eau**: comment faire l'analyse de l'eau purifiée: compte total de bactéries ou bactéries plus coliformes ou autres?
11. Quelles méthodes utiliser pour **l'analyse de l'eau purifiée** USP « 1231 » ou USP « 61 » (différence)?
12. Que suggèreriez-vous lorsque les résultats d'**analyse microbiologique de l'eau** déjà utilisée en fabrication sortent hors norme?
13. Du point de vue d'un chimiste, comment valider un **laboratoire de microbiologie**?
14. Quelles sont les **responsabilités** respectives des fabricants, des formulateurs et des laboratoires **d'analyse**, tous étant inspectés par Santé Canada?

1. The USP method for **Antimicrobial effectiveness** is often perceived as a easy test to pass. What is your point of view?
2. Are there other alternative and faster methods used to evaluate **microbiological quality** of products that are accepted and recognized by Health Canada and FDA?
3. If a product passes a **challenge-test** (T7 <10 count for the 3 pathogens *P. aeruginosa*, *S. aureus*, *E. coli* and Yeast & Molds), how do you explain a contamination in production (fails micro count), GMP standards used?
4. What is the difference between **challenge-test** USP which cost 160\$, 400\$ or 600\$, all labs are certified by Health Canada?
5. Why redo a **challenge-test** at 6, 12 or 18 months (half-life)? What should I do if the later challenge-tests do not pass, my product is already on the market?
6. What to do if the regular micro test passes at 6 months and not the **challenge-test**
7. If financial restrictions permit you only one micro test, what would be the most representative of the batch: that of the bulk product or that of the finished product?
8. **Air analysis**: how do you analyze air. What are the standards (USP / CTFA)? If there is a count of yeast or molds or pathogens, what can you do about this? What disinfection methods for air can you use in production or packaging rooms (usual method of fumigation with formaldehyde or glutaraldehyde are no longer permitted)?
9. **Hygiène—Non hygiène**: what should be the specifications for production room, packaging room...
10. **Water analysis**: when you analyze water, what do you ask for: Total bacterial count plus coliforms or other pathogens as well?
11. Which USP method should be used to **analyze purified water** USP « 1231 » or USP « 61 » (difference)?
12. If the micro count of **purified water** is out of spec and you have already used this water for production, what should you do?
13. From the point of view of a chemist, how do we validate a **Microbiology lab.**?
14. Who is liable (responsibilities), the manufacturer, the formulator chemist, the external laboratory? All are inspected by Health Canada

Événements à retenir/Dates to remember

March 31 Mars April 1 Avril	IFSCC Praesidium, Montreal
April 3 Avril	Souper Conférence / Dinner Conference <i>Par / By Steven Schnittger—Estee Lauder Companies</i>
June 4 juin	Journée du / Golf Day
September 4 septembre	Souper Conférence / Dinner Conference
October 9 octobre	Journée d'Éducation / Day
November 27 novembre	Party de / Christmas Party

Date de tombée des publications Publications deadlines Bulletin / Newsletter

Vol8 # 3	May 1 st —1 ^{er} mai
Vol8 # 4	Aug. 1 st —1 ^{er} août
Vol8 # 5	Nov. 1 st —1 ^{er} nov.
Vol9 # 1	Jan. 1 st —1 ^{er} janv.



Depuis 1954

Corporation Dempsey
2317, 46e Avenue
Lachute, Québec
Canada H8T 3C9
Enregistré ISO 9001:2000

Guyline Boucher
Directrice des ventes
Québec et l'Est du Canada

tél: 514.636.4953
fax: 514.636.5526
guyline@dempseycorporation.com
www.dempseycorporation.com



Mikaela TERIS
Consultant Produits Cosmétiques

1, Place Ville Marie, #2821
Montréal, Québec, H3B 4R4
www.mnkonline.com
mnkmontreal@qc.aira.com

Tél.: (514) 482 8969
1-888-482 8969
Fax: (514) 482 5540

Nous recherchons en permanence des bénévoles pour faire vivre dynamiquement notre chapitre (photographe pour les événements, mise à jour du site web, suggestions,...)

We are always looking for volunteers to keep dynamic our chapter's activities (photographer during events, website updating, suggestions,...)

Coûts des publicités dans le Bulletin d'information
Newsletter Publishing cost

type style	grandeur size	5 parutions/annuel 5 issues/year	1 parution 1 issue	option option
carte d'affaire <i>business card</i>	3,625" X 2"	400 \$	100 \$	---
demi-colonne <i>half-column</i>	2,375" X 4,687"	500 \$	125 \$	---
colonne <i>column</i>	2,375" X 9,625"	800 \$	250 \$	droite 25\$/parution <i>right 25\$/issue</i>
quart-page <i>quarter-page</i>	3.625" x 4.687"	700 \$	200 \$	vertical seulement <i>vertical only</i>
demi-page <i>half-page</i>	3,625" X 9,625" V 7,5" X 4,687" H	900 \$	300 \$	une par page <i>one per page</i>
pleine page <i>full page</i>	7,5" X 9,625"	1300 \$	400 \$	CMYN 100\$/parution CMYK 100\$/parution
couverture arrière <i>back cover</i>	7,5" X 9,625"	---	600 \$	quadrichromie <i>4 colors process</i>



HOMEOSTA-SEA™

4 new innovative actives providing global skin health

Benefits with proven efficacy

- Visibly reduces the appearance of fine lines and wrinkles
- Restores a youthful appearance with a more elastic, smooth and firmer skin
- Evens skin tone
- Soothes and calms sensitive skin
- Attenuates the signs of skin irritation
- Makes the skin more resistant to aggressions
- Assures skin comfort and a moisturizing effect

AMISOL
Division of **MULTI CHEM INC.**

Science • Quality • Efficacy

atrium-bio.com MultiChem Inc. 450 449 6605 **ATRIUM** BIOTECHNOLOGIES *NEW*

Failure to reach an Aw value greater than 0.90 after one month or more of contact denoted a low affinity of the tested products for water. Lower values obtained for the compacted powder (0.64) and free powder (0.72) do not favor the growth of most organisms.

Table 3. Evolution of Aw values during storage of powders and different constituents at 98% ERH

	Aw At T0	Aw at T+30 days	Aw at T+51 days	Aw At Extended time
Titanium dioxide	0.36	0.82		0.89(after 6 months)
Yellow iron oxide	0.38	0.90		0.91(after 6 months)
Red iron oxide	0.30	0.88		-
Black iron oxide	0.38	0.75		-
Free powder	0.24	0.72	0.71	0.68(after 4 months)
Compacted powder	0.25	0.64	0.72	0.63(after 4 months)

Another test confirmed the low affinity of this type of product for water. Several pots of compact eyeshadow were placed in a chamber at 98% ERH. After one month of contact, Aw was measured as 0.85. Then we took a second pot and crumbled its powder before measuring Aw, which was 0.51. This showed that crumbling of the powder allowed a rapid and significant drop in Aw.

Number of *Bacillus* spores: We compared the numbers of *Bacillus subtilis* spores in two eyeshadows at two different relative humidities. The first eyeshadow (FA) contained no preservative; the second (F2) was a commercial product containing 0.4% (w/w) of a mixture of three preservatives. We monitored spore numbers for two months at 85% ERH and at approximately 50% ERH. The results are presented in Figure 2.

No decrease in *Bacillus subtilis* spore numbers was observed at either ERH and regardless of the time of contact. Other tests not presented here showed a significant regression in the case of an inoculum with the vegetative form of *Bacillus subtilis*. Anagnostopoulos and Didhu⁷ observed that the percentage germination of *Bacillus stearothermophilus* dropped when Aw decreased.

The tests presented in Figure 3 were done in sealed chambers containing a saturated salt solution. To validate our results, we did the same tests in parallel in an oven in an atmosphere of 85% ERH. All the results were in full

agreement.

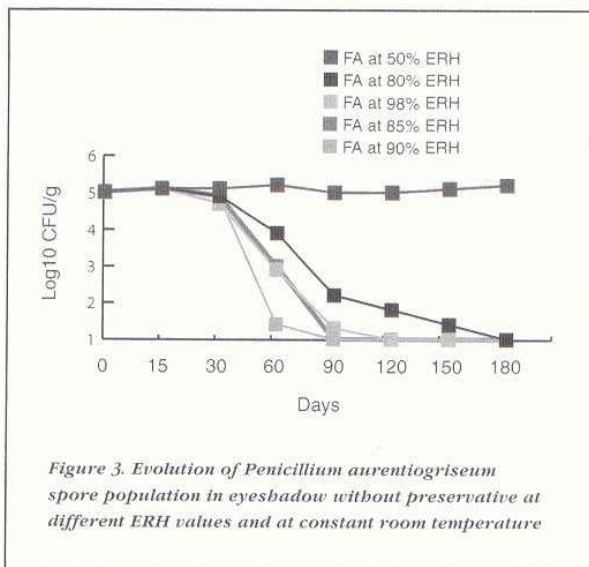
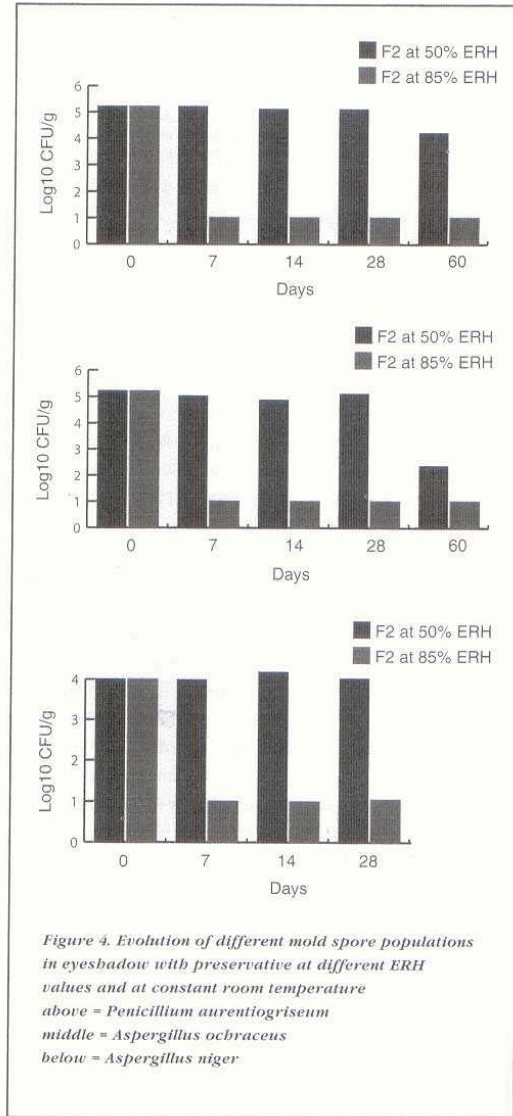
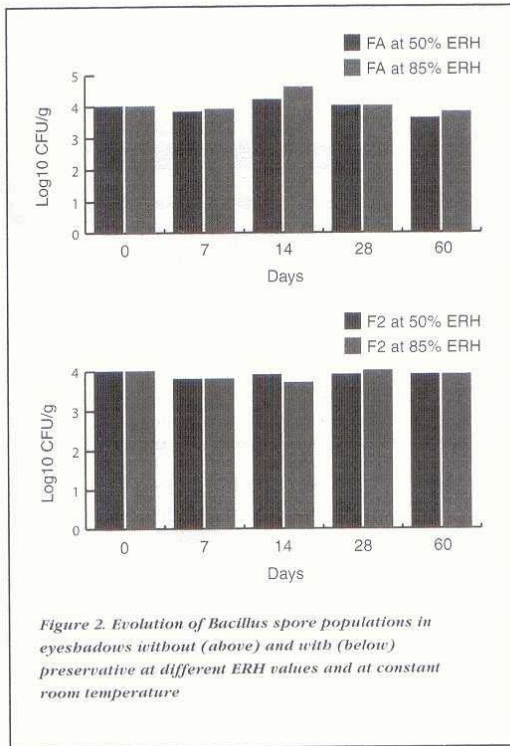
Mold spore population: impact of different relative humidities on a product without preservative: We measured the mold spore population in specifically prepared eyeshadow without preservative at five equilibrium relative humidities. The results are presented in Figure 3.

At an ERH of about 50%, no decrease in spore population was measured after 6 months of contact. At higher ERH values, after 2 months of contact there was a significant decrease in viable spores, even without preservative, which were no longer numerable after six months of contact.

In the next test we determined the number of mold spores in an eyeshadow with preservative at two different relative humidities. Three molds were tested: *Penicillium aurentiogriseum*, *Aspergillus niger* and *Aspergillus ochraceus*. The results are presented in Figure 4.

At an ERH of about 50%, the three test strains behaved similarly during the first thirty days, with a measurable decrease after two months for *Aspergillus ochraceus*.

At an ERH of 85%, viable mold spores were undetectable after 7 days, regardless of the strain studied. At 0.85 Aw, it can be assumed that the xerophilic spores exhibit incipient metabolic activity. During this phase, they may be more vulnerable. At this ERH, the increasing mobility can then favor the action of the preservative. The tests done on eyeshadow F2 are presented in Figure 4. Two other formulations were tested under the same conditions (ERH and strains), and the results (not presented here) were similar to those presented in this article. .../...



Conclusions

The following conclusions can be drawn from this study:

1. The tested commercial products and their main constituents have very low intrinsic A_w values.
2. As can be seen in Table 3, these same products have little affinity for water, indicated by initial A_w values between 0.24 and 0.38. The A_w values reached a maximum of 0.91 for an equilibrium value of 98% ERH.
3. For *Bacillus subtilis*, we observed no increase in the number of viable spores in any test. The powders studied have little affinity for water and the risk of bacterial growth is remote, even nonexistent.
4. Regarding the results obtained from different conditions and for different products, the behavior of the molds differed markedly from that of the *Bacillus spores*.

• *In a powder without preservative*, for the higher ERH (85%), at a period of 30 days there is no modification of the mold-viable spores number. Beyond this period, the number of mold-viable spores decreases. In contrast, the same spores were stable throughout the study at 50% ERH.

• *In a powder with preservative*, at 85% ERH, spores are undetectable after 7 days. For the lower ERH, the preservatives efficiency is not demonstrated.

This shows that even without preservative and with a water supply, these products that interact poorly with water do not favor the survival, germination and growth of mold spores. More over, preservative efficacy is higher against mold spores when ERH increases. Maybe we can argue that water is useful for the transfer of the preservatives to the cells and that, at the same time, the activation of mold spores by an increase of humidity has a weakening effect.

5. This study shows that these eyeshadows have little affinity for water and are a very poor substrate for the growth of microorganisms, irrespective of the test conditions. Furthermore, under extreme conditions (high ERH), the preservative was effective against the mold tested.

At low relative humidity, one of the identified risks is that microorganism counts do not decrease even in products with preservative. This risk implies actions upstream in the manufacturing process and hence excellent microbiological quality of the ingredients and during their handling. The action of the preservatives in this type of product is enhanced at high equilibrium relative humidity.

References

¹ GN Lewis and M Randall, *Thermodynamics and the Free Energy of Chemical Substances*, New-York: McGraw-Hill (1923)

² JEL Coory, Relationships of water activity to fungal growth, *Food and Beverage Mycology*, LR Beuchat, ed, New-York: Van Nostrand reinhold (1987) pp 51-92

³ M Le Meste, T Lorient and D Simastos, *L'eau dans les aliments*, Paris: Lavoisier (2002)

⁴ WJ Scott, Water relation of food spoiler microorganisms, *Adv Food Res* 7 82-127 (1957)

⁵ *International Cosmetic ingredient Dictionary and Handbook*, Washington DC: The Cosmetic, Toiletry and Fragrance Association (2000)

⁶ H Bizot, D Tome, R Drapon, A Guilbot and JL Multon, *Les aliments à humidité intermédiaire*, Série Synthèse bibliographique n°16, Paris: CDIUPA and APRIA (1978)

⁷ GD Anasgnastopoulos and HS Didhu, The effect of water activity and the A_w controlling solute on spore germination of *Bacillus stearothermophilus*, *J Appl Bactériol* 50 335-349 (191)



Fleurarôme Limitée

- > Parfums pour cosmétiques depuis 1976.
- > Contrôle de qualité assisté par chromatographie.
- > Ample inventaire de bases pour parfumerie à notre usine de la banlieue nord-ouest de Montréal.
- > Clientèle invitée à choisir sur place, parmi plus de 2000 parfums différents.

Fleurarôme Limitée,
 585 boulevard Industriel,
 Saint-Eustache (Québec) J7R 6C3
 Tél. : (450) 491-3000
 Fax : (450) 491-2079
 S.F. : 1 800 361-4093
 cosartier@fleurarome.com
 www.fleurarome.com



LES SERVICES DE LA NATURE

Distributeur Des Produits
COGNIS - GREENTECH - SANDRALEX
FYTOSAN - KEMINOVA et autres fourniss
 de matières premières pour les cosmétiques

Pour informations veuillez nous contacter

Tel: (450) 682 4044 / 1- 800 263 8365
 Fax: (450) 682 2044
 E-Mail : service@pachemdistribution.com
 Web Site : www.pachemdistribution.com

Pachem Distribution Inc. 1800 Michelin, Laval, PQ, H7



Optisol

A novel inorganic sunscreen

- Delivers broad spectrum UVA and UVB protection
- Over 95% reduction in free radical generation
- Effective physical free radical scavenger
- Enhances the stability of formulations
- Non-whitening: micro-fine and beige in color
- Stabilizes cosmetic actives

Croda Canada Ltd
 tel:905-886-1383
 fax:905-886-4753
 e-mail: sales@croda.ca

DEBRO

CLAUDE PRÉGENT
 REPRÉSENTANT TECHNIQUE DES VENTES
 TECHNICAL SALES REPRESENTATIVE

DEBRO - Division de Premetalco Inc.

2055, BOUL. HYMUS
 DORVAL (QUÉBEC) CANADA
 H9P 1J8

(514) 684-9775
 BANLIEUE: 331-3500
 FAX: (514) 684-6313
 E-MAIL: cpregent@debros.com

INFORMATION
 membership guide:
www@scconline.org

OFFRE D'EMPLOI

Gattefossé Canada Inc. est présentement à la recherche d'un(e) Représentant(e) Technique pour les ventes cosmétiques pour la région de Montréal et les environs.

Le candidat doit avoir une expérience dans les ventes techniques, un cadre scientifique, bilingue, mobile pour visiter les clients et disponible pour des voyages occasionnels.

Merci d'envoyer vos CV à l'attention de Lory Boudjikianian au : loryb@gattefosse.ca

Gattefossé Canada Inc. Is currently seeking a cosmetic Technical Sales Representative covering Montreal & the surrounding areas.

The candidate must have technical sales experience, a scientific background, bilingual, mobile to visit clients on a regular basis and available for occasional travel.

Kindly send your CV to the attention of Lory Boudjikianian at: loryb@gattefosse.ca

AIDE À RENDRE VOTRE MONDE
SAIN & BEAU
 AVEC UN PEU D'AIDE DE NOS FOURNISSEURS

UN FIER DISTRIBUTEUR POUR:

3M	Emerald Performance Materials
ADM	Huber
Ajinomoto	JRS Pharma
BASF	Kao
Cabot	Luzenac
Cargill	Millenium Specialty Chemicals
Chemurion	Novon Inc.
Cosmetochem	Uniqema
CP Kelco	Vertellus Performance Chemical
EMD Chemicals Inc.	

L.V. LOMAS

voTRE PREMIER choix pour un distributeur chimique responsable
 ON (905) 458-1555 PQ (514) 683-0660 West CAN (604) 521-7779
WWW.LV.LOMAS.COM

GATTEFOSSÉ CANADA

PARTNER TO THE HEALTH & BEAUTY INDUSTRY FOR 125 YEARS

ACTIFS OBEJECTIVÉS	SUBSTANTIATED ACTIVES
ACTIFS BLANCHISSANTS	WHITENING ACTIVES
AGENTS DISPERSANTS	DISPERSING AGENTS
AGENTS DE CONSERVATIONS	PRESERVATIVES
BASES EMULSIONNANTES	EMULSIFYING BASES
EMOLLIENTS	EMOLLIENTS
EXTRAITS DE PLANTES	PLANT EXTRACTS
ESTERS UNIQUES	UNIQUE ESTERS
EXTRAITS DE SOIES ET PERLES	SILK & PEARL EXTRACTS
ECRANS SOLAIRES INORGANIQUES	INORGANIC SUNSCREENS
PIGMENTS PERLES	PEARL PIGMENTS
PROTEINES	PROTEINS
SOLUBILISANTS	SOLUBILIZERS

Support technique / **Pour vos commandes**
Technical Support / **For orders**

LORY BOUDJIKANIAN / **Tel : (416) 243 5019**
 Tel : (514) 765 8401 / **Fax : (416) 243 8628**
 Fax : (514) 765 8401 / **Email : loryb@gattefosse.ca**

PARTENAIRE DE L'INDUSTRIE DE SANTÉ ET BEAUTÉ DEPUIS 125 ANS



PEARL CHEM INC.

3112 rue Francis-Hughes, Laval, QC H7L 5A7
 Votre interlocuteur : Laurent Rozier
 Tel: (450) 667-7887 / Fax: (450) 667-9077 / e-mail: lrozier@pearlchem.com

Distributeurs fiers de...



Des produits naturels et biologiques cosmétique dans le monde!

- Beeswax
- Candelilla
- Cera alba
- Microcristalline, etc...



Les ingrédients naturels et biologiques au service de la cosmétique

- Soins de la peau – tenseur, anti-âge, hydratant, oxydant, amincissant, etc...
- Soins capillaires – restaurateur, repousse, gainant, antioxydant, protecteur de coloration, etc...
- Soins solaires – apaisant, protection ADN, etc...



Les ingrédients naturels et biologiques cosmétiques stables et des produits de spécialité pour l'industrie de la cosmétique et du soin personnel.

- Floratens
- Florazinc
- Florasols
- Florasorb



Des ingrédients naturels et/ou certifiés biologiques

- Huiles Essentielles
- Beurre
- Huiles Végétales
- Mycéliolats



Des ingrédients cosmétiques de spécialité et des extraits botaniques

- Ingrédients naturels de performance
- Extraits botaniques (solvants sur demande)
- Aloe Vera



Ingrédients fonctionnels issus de la technologie de l'olive

- Emulsifiants
- Cires
- Surfactants
- Emollients
- Extrait de feuilles d'olivier



Les matières premières de demain... aujourd'hui

- Pigments perlés
- Écrans solaires ultrafines
- Poudres minérales
- Agents éclaircissants
- Permethyls / Gerseals
- Extraits et Huiles de l'Arctique




Transformer la nature en beauté avec des ingrédients naturels des forêts tropicales de l'Amazonie

- Huiles de spécialité
- Huiles sur support poudre
- Huiles gélifiées
- Huiles hydrosolubles
- Beurre
- Argiles

CHARLES TENNANT
& Company/Companie
A Division of the Tennant Group of Companies

ING, NATIONAL DISTRIBUTION & SUPPORT **GLOBAL SOURC**

FOR OVER 75 YEARS

Clariant
 Amerchol THE ELEGANT ENGINEERS
 Stepan
 JJI JAKHEM INDUSTRIES INC.
 CAC
 ELEMENTIS
 NOBEL
 NALCO
 SEPPIC
 ACID-CHEM
 CACO
 34 Clément, Stepan
 Toronto, ON M5S 1B5, AREA 2006
 Tel: 416-7-41-9264
 Fax: 416-7-41-6642
 Web site: www.ctc.ca
 E-mail: info@ctc.ca

Distributing Chemicals;
 Delivering Solutions
 Developing De

Grant Industries Inc.
 finetex an innospec company
 degussa. Care Specialties
 McINTYRE GROUP LTD.

tempo
CANADA INC

Tempo Canada Inc. Fournisseur dans l'industrie cosmétique depuis plus de 20 ans.

PHIBROCHEM
 LIPO
 novéon
 SUREACTANTS

Située à:
 Oakville: Off: 905-339-3309
 Montreal: Off: 514-336-4221
 Toll-Free: 1-800-622-5669

Tri-Tex  **VOTRE PARTENAIRE DANS L'INDUSTRIE COSMÉTIQUE**
CO INC.

ALKANOLAMIDES		AMPHOTÈRES
AGENTS NACRANTS		AMINES OXYDES
ÉMULSIFIANTS		CONCENTRÉS
SAVONS		BÉTAÏNES

TRI-TEX est un fabricant de matières premières pour l'industrie cosmétique.
 Notre objectif est la satisfaction de nos clients.



Pour plus d'information sur nos produits
 veuillez communiquer avec nous.

TRI-TEX
 Division Surfactants et Spécialités
 1001 boul. Industriel
 St-Eustache, Québec, J7R 6C3
 (450) 974-1001
 1 (800) 363-2660
 sales@tritex.com
 www.tritex.com



CERTIFICATE 282 / 96



Steven Schnittger a suivi ses études en Microbiologie à l'Université de Tulsa.

Il est actuellement Directeur Executif Microbiologie—R&D des compagnies Estée Lauder avec lesquelles il a travaillé depuis 20 ans au sein des laboratoires de microbiologie.

Steven est le président sortant du Comité de Microbiologie de CTFA et est membre de « American Society of Microbiology », « Society of Cosmetic Chemists » and the « Institute of Food Technology ».



Steven Schnittger attended school at the University of Tulsa majoring in Microbiology.

He is presently the Executive Director of Microbiology—R&D for the Estée Lauder Companies. He has been with them for over 20 years all within the microbiology lab.

Steven is the past-chairman of the CTFA Microbiology Committee and a member of the American Society of Microbiology, Society of Cosmetic Chemists and the Institute of Food Technology.

**Souper & Conférence
Dinner & Conference**

Hilton Dorval Hotel

3 avril 2007 April 3rd

Conférence / Conference

**OPTIMISATION DE LA
CONSERVATION & ANALYSE
DES FACTEURS DE RISQUE**

**PRESERVATIVE OPTIMIZATION
& RISK FACTOR ANALYSIS**

Par / By

Steven Schnittger

Exec. Director—Microbiology R&D

Estée Lauder Inc.



Épargnez 10\$ en vous inscrivant tôt ■ Register early and save 10\$*
auprès de Maria Elkurdi avant le 27 mars ■ Please register before March 27th to Maria Elkurdi
Courriel / Email : melkurdi@gmcollin.com

■
Hôtel Hilton Dorval Hilton Hôtel

Nom / Name:

Compagnie / Cie:

Nombre / Number:

*Pré-inscription / Pre-registration: \$40 (membre) – 50\$ (non membre)

Payable à la porte / to be paid at the door: \$50 (membre) – 60\$ (non membre)

Prière d'aviser de toute restriction de menu ■ Please advise of any menu restriction

